



Ultrabond ECO[®] 373

Universal, Pressure-Sensitive Multi-Flooring Adhesive



DESCRIPTION

Ultrabond ECO 373 is a super-aggressive, pressure-sensitive adhesive that is designed for the installation of a wide variety of resilient flooring types. *Ultrabond ECO 373* has been specifically formulated to provide extended working time and can be applied using a trowel or roller, depending on the level of tack that is required for the flooring that is being installed.

FEATURES AND BENEFITS

- Dries quickly with super-aggressive tack properties
- Up to 12 hours of working time
- Apply using either a trowel or roller, depending on flooring type

INDUSTRY STANDARDS AND APPROVALS

LEED v4 Points Contribution

LEED Points

Health Product Declaration (HPD)* Up to 2 points

** Using this product may help contribute to LEED certification of projects in the category shown above. Points are awarded based on contributions of all project materials.*

Additional Green Certifications

- CRI Green Label Plus #GLP12617. Refer to the CRI Website at www.carpet-rug.org for additional information.
- Living Building Challenge (LBC) Red List Free: This product has been verified per the most current Red List on the LBC Website.

WHERE TO USE

- Approved for use with luxury vinyl tile and luxury vinyl plank; vinyl-enhanced tile; quartz tile; bio-based tile; fiberglass-reinforced vinyl sheet flooring; solid vinyl sheet flooring; reground rubber underlayment; cork underlayment; vinyl- and polyolefin-backed carpet tile
- Interior residential (rental apartments, condominiums and homes)
- Interior commercial (office buildings, hotel rooms and hallways, and restaurant dining areas)
- Interior heavy commercial (hotel lobbies, convention centers, airports and department stores)
- Interior institutional (hospitals, schools, universities, libraries and government buildings)

LIMITATIONS

- Do not install over substrates containing asbestos.
- For interior installations only
- Install flooring only in areas recommended by the flooring manufacturer.
- Do not install into wet adhesive over nonporous substrates.
- Do not use to install luxury vinyl tile or plank with known dimensional stability issues.
- Do not use to install luxury vinyl tile or plank in areas subject to high heat or direct sunlight.
- Do not apply over any adhesive residues, including cutback adhesive.



- Do not install when the moisture vapor emission rate (MVER) exceeds 8 lbs. per 1,000 sq. ft. (3,63 kg per 92,9 m²) per 24 hours, when using the anhydrous calcium chloride test (ASTM F1869).
- Do not install when the relative humidity (RH) of the concrete slab exceeds 90% (ASTM F2170).
- Do not install in areas with known hydrostatic moisture problems.
- Use only when the substrate temperature is between 50°F and 90°F (10°C and 32°C).
- Do not install unless the surface temperature of the substrate is at least 5 degrees Fahrenheit (2,8 degrees Celsius) above the dew point.
- Do not install when the pH is greater than or equal to 12.

SUITABLE SUBSTRATES

- Concrete (at least 28 days old)
- Properly prepared cement terrazzo
- Exterior-grade plywood and other approved wood substrates (per the flooring manufacturer's recommendations)
- Cement-based self-leveling underlayments and patching compounds
- Properly prepared and primed gypsum underlayments that meet the requirements for compressive strength according to ASTM F2419
- Radiant-heat systems that have been properly installed and that are maintained at a maximum of 85°F (29°C) surface temperature.
- Properly installed and sound MAPEI epoxy moisture barriers

Consult MAPEI's Technical Services Department for installation recommendations regarding substrates and conditions not listed.

SURFACE PREPARATION

- All substrates must be structurally sound, dry, solid and stable.
- The substrate should be clean and free of dust, dirt, oil, grease, paint, curing agents, concrete sealers, loosely bonded toppings, loose particles, and any other substance or condition that may affect the overall performance of the product.
- Substrates must be flat to 3/16" in a 10-foot span (4,5 mm in a 3,05-m span).

See MAPEI's "Surface Preparation Requirements" document in the Reference & Installation Guides section of the Floor Covering Installation Systems page on MAPEI's Website.

MIXING

Choose all appropriate safety equipment before use. Refer to the Safety Data Sheet for details.

- Ready to use; no mixing is necessary.

PRODUCT APPLICATION

Refer to the flooring manufacturer's guidelines for acclimation requirements and complete installation instructions. Read all installation instructions thoroughly before installation.

1. Select the appropriate application tool (see the "Approximate Coverage" chart) and spread the adhesive evenly over the subfloor, keeping the trowel at a 45-degree angle to the subfloor.
2. On nonporous substrates, allow the adhesive to remain open for 30 minutes to 1 hour or until dry to the touch and then place the flooring.
3. On porous substrates, flooring can be installed into semi-wet adhesive; or, allow the adhesive to remain open for 30 minutes to 1 hour until it is dry and does not transfer to the finger when touched.
4. Only apply as much adhesive as can be installed within 12 hours. Protect the open adhesive from dust and debris, which will inhibit proper bond and decrease tack.
5. Roll flooring according to the manufacturer's recommendations.

CLEANUP

- Clean adhesive smudges from the flooring surface and tools with water while the adhesive is fresh/wet.

PROTECTION

- Protect the finished installation from light traffic for at least 12 hours and from heavy traffic for at least 24 hours.
- Building owners should become aware of the flooring manufacturer's guidelines for climate-control settings (temperature and humidity). These conditions must be monitored and kept constant to ensure the overall performance and long-term success of the installation.

Product Performance Properties

Laboratory Tests	Results
Percent solids	54% to 60%
VOCs (Rule #1168 of California's SCAQMD)	< 10 g per L
VOCs (Section 01350 of California's CDPH)	Passed
Density	8.3 lbs. per U.S. gal. (0,99 g per mL)

Shelf Life and Product Characteristics (before mixing)

Adhesive type	Acrylic latex
Consistency	Smooth paste
Color	Off-white
Shelf life	2 years when stored in original, unopened packaging at 73°F (23°C)
Storage conditions	50°F to 90°F (10°C to 32°C)




Protect containers from freezing in transit and storage. If frozen, material should not be stirred until it has completely thawed. Provide for heated storage on site and deliver all materials at least 24 hours before work begins.

Application Properties

Flash point (Tag)	> 201°F (94°C)
Working time* at 73°F (23°C) and 50% RH	≤ 12 hours

* Working time may vary based on temperature, humidity, substrate porosity, trowel size and jobsite conditions.

Approximate Coverage**

Flooring Type	Typical Application Tool	Coverage
Luxury vinyl tile/plank, bio-based tile, vinyl-enhanced tile and solid vinyl sheet flooring on porous substrates	1/16" x 1/16" x 1/16" (1,5 x 1,5 x 1,5 mm), square-notch trowel 	500 to 740 sq. ft. (46,5 to 68,7 m ²) per 4 U.S. gals. (15,1 L) 125 to 185 sq. ft. (11,6 to 17,2 m ²) per 1 U.S. gal. (3,79 L)
	1/16" x 1/32" x 1/32" (1,5 x 1 x 1 mm), U-notch trowel 	740 to 980 sq. ft. (68,7 to 91,0 m ²) per 4 U.S. gals. (15,1 L) 185 to 245 sq. ft. (17,2 to 22,8 m ²) per 1 U.S. gal. (3,79 L)
Vinyl- and polyolefin-backed carpet tile, and fiberglass-reinforced sheet vinyl	1/16" x 1/32" x 1/32" (1,5 x 1 x 1 mm), U-notch trowel 	740 to 980 sq. ft. (68,7 to 91,0 m ²) per 4 U.S. gals. (15,1 L) 185 to 245 sq. ft. (17,2 to 22,8 m ²) per 1 U.S. gal. (3,79 L)
	1/4" (6-mm) nap roller	1,000 to 1,400 sq. ft. (92,9 to 130,1 m ²) per 4 U.S. gals. (15,1 L) 250 to 350 sq. ft. (23,2 to 32,6 m ²) per 1 U.S. gal. (3,79 L)

** Trowel dimensions are depth/width/space. Coverage shown is for estimating purposes only. Actual jobsite coverage may vary according to substrate conditions, type of trowel used and setting practices.

Ultrabond ECO® 373



Packaging

Size
Pail: 4 U.S. gals. (15,1 L)
Pail: 1 U.S. gal. (3,79 L)

RELATED DOCUMENTS

Reference Guide: Surface Preparation Requirements for floor-covering installation systems*

* At www.mapei.com

Refer to the SDS for specific data related to health and safety as well as product handling.

LEGAL NOTICE

The contents of this Technical Data Sheet ("TDS") may be copied into another project-related document, but the resulting document shall not supplement or replace requirements per the TDS in effect at the time of the MAPEI product installation. For the most up-to-date TDS and warranty information, please visit our website at

www.mapei.com. **ANY ALTERATIONS TO THE WORDING OR REQUIREMENTS CONTAINED IN OR DERIVED FROM THIS TDS SHALL VOID ALL RELATED MAPEI WARRANTIES.**

Before using, the user must determine the suitability of our products for the intended use,

and the user alone assumes all risks and liability. **ANY CLAIM SHALL BE DEEMED WAIVED UNLESS MADE IN WRITING TO US WITHIN FIFTEEN (15) DAYS FROM DATE IT WAS, OR REASONABLY SHOULD HAVE BEEN, DISCOVERED.**

We proudly support the following industry organizations:



MAPEI Headquarters of North America

1144 East Newport Center Drive
Deerfield Beach, Florida 33442
1-888-US-MAPEI (1-888-876-2734) /
(954) 246-8888

Technical Services

1-800-992-6273 (U.S. and Puerto Rico)
1-800-361-9309 (Canada)

Customer Service

1-800-42-MAPEI (1-800-426-2734)

Services in Mexico

0-1-800-MX-MAPEI (0-1-800-696-2734)

Edition Date: June 12, 2017

PR: 8150 MKT: 17-1789

For the most current **BEST-BACKED™** product data and warranty information, visit www.mapei.com.

All Rights Reserved. Printed in the USA. © 2017 MAPEI Corporation.